

**CREATE YOUR LIBBY ACCOUNT TO ACCESS EBOOKS, AUDIOBOOKS, AND MAGAZINES.**

You will need your 14-digit East Kingston Public Library patron ID. Contact the library if you do not know your patron ID.

- Log onto the Libby site at [www.libbyapp.com](http://www.libbyapp.com)
- Following are screenshots with instructions of next steps.

**Screenshot 1: Click 'Yes'**



Welcome! Thousands of public libraries offer ebooks and audiobooks (for free!) in Libby. Let me ask you a few questions, to guide you to your library.

First question: do you have a **library card**?

Yes

Not Yet

## Screenshot 2: Click 'Search For a Library'

< Back



There are several ways I can help you find your library. How would you like to continue?

If you already use Libby, choose this. It will keep all your data in sync.

**Copy From Another Device**

---

You can look up your nearest library by name or city or zip code.

**Search For A Library**

---

Find the nearest library using your (probable) approximate location.

**Guess My Library**

## Screenshot 3: Enter '03827'

< Back



Map

You can search for your library by name or branch location.


LIBRARY NAME, CITY, OR ZIP





East Kingston Public Library  
47 Maplevale Rd, 03827  
603-642-8333  
ekpublib@comcast.net

## Libby Instructions



### Screenshot 4: Click 'New Hampshire State Library'

< Back  Map


You can search for your library by name or branch location.





03827  


#### MATCHING LIBRARIES

- New Hampshire State Library**   
East Kingston Public Library  
47 Maplevale Rd  
East Kingston, New Hampshire, USA  
and 209 other branches
- Upper North Island**   
Far North District Libraries  
FNDC

### Screenshot 5: Click 'Sign In With My Card'



  
Downloadable Books Consortium  
Brought to you by your NH public library

 newest  popular  random  available now 37k

 Add a library card for **New Hampshire State Library** so you can borrow titles and place holds.

[Sign In With My Card](#)

[I Would Like A Card](#)



**Screenshot 6:** Click '205 More' then choose 'East Kingston: East Kingston Public Library' from the dropdown (not shown).

< Back



Let's sign into your account. Where do you use your library card?

Allenstown: Allenstown Public Library

Alstead: Shedd-Porter Memorial Library

Alton: Gilman Library

**205 MORE**

Not sure which option to choose? Your library can offer guidance.

[Help Me Choose](#)



**Screenshot 7:** Enter your 14-digit patron ID then 'Sign In'

< Back



Enter your library account details. (If you need help, [get in touch](#).)

**CARD NUMBER**

The number printed on your library card, usually under a barcode.

**Sign In**

East Kingston Public Library  
47 Maplevale Rd, 03827  
603-642-8333  
ekpublib@comcast.net


## Libby Instructions

**Screenshot 8:** Click 'Rename Card' and name it "East Kingston Public Library" or similar. Click 'Next' after renaming.

< Back



Okay, you're signed in! Here is your library card.



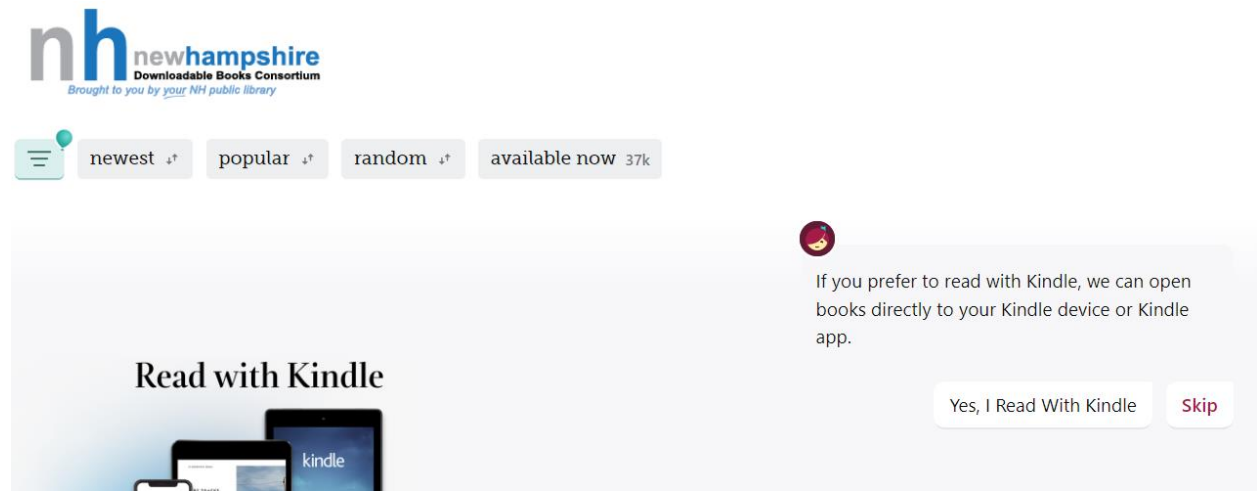
Rename Card

Next

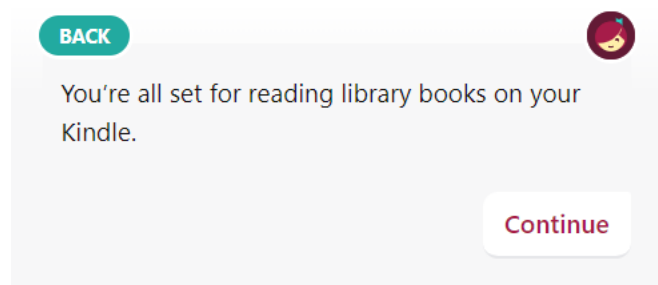
Continue with your account setup to link your account to your Amazon Kindle...

## READING ON AN AMAZON KINDLE EREADER OR USING THE KINDLE APP ON ANY DEVICE

**Screenshot 9:** If you will be reading with a Kindle or the Kindle app, set that up now by clicking 'Yes, I Read With a Kindle'. Skip if you plan to read any device through Libby.



**Screenshot 10:** You will receive the following confirmation if you choose to read on Kindle. Click 'Continue'.



**Screenshot 11:** The first book that you checkout that is Kindle compatible will have the option to 'Read With Kindle'. Click 'Read With Kindle' and you will be taken to the Amazon homepage. Login to your Amazon account. Voila! You are connected.

## Shelf

loans 1

holds 0

tags 1

### RECENT LOANS

Grace Lin  
Chinese Menu



Read With Kindle

Manage Loan

Due In 14 Days

Borrowed Today

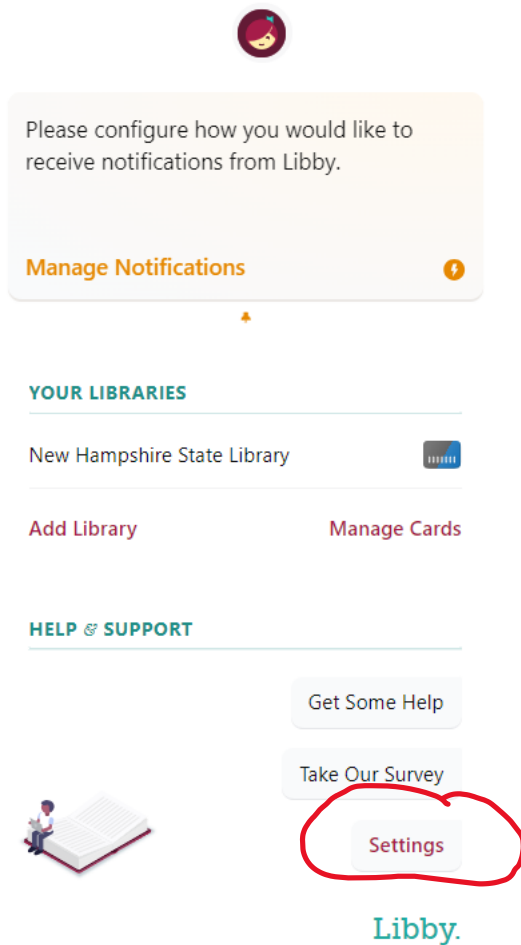
## Recommended Change In Your Settings

The five icons at the bottom of the screen can be confusing. For this reason, the librarians at EKPL suggest you make the following change. You only need to do this once.

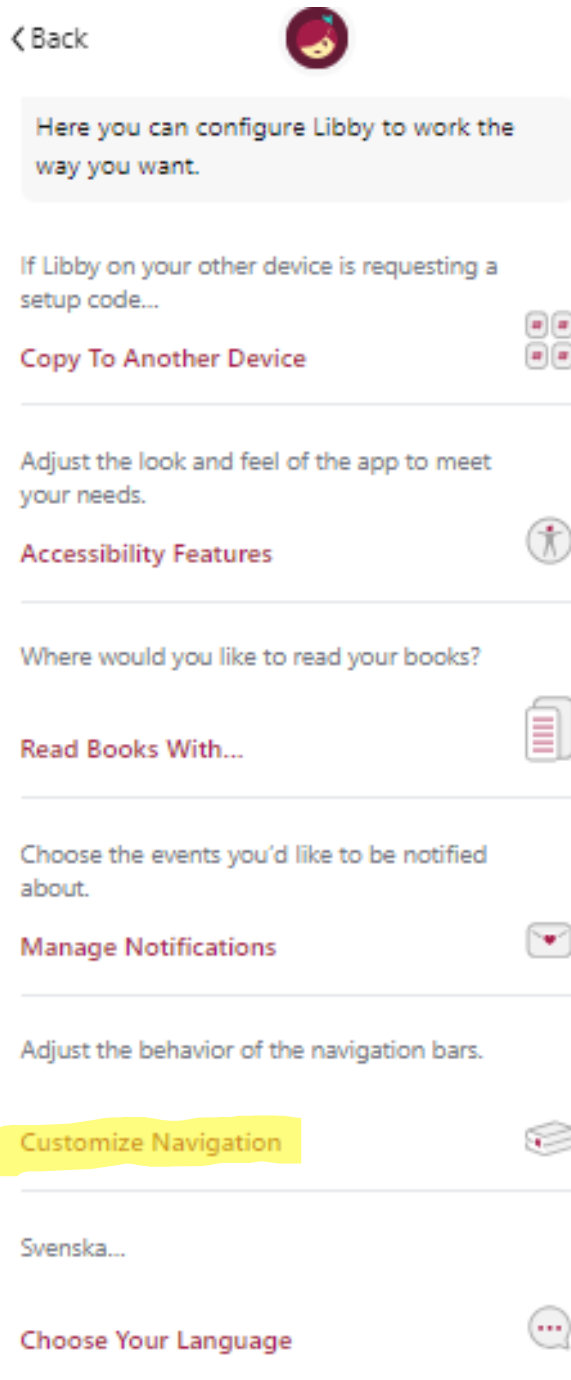
**Screenshot 12:** Click the Settings Icon; this is the middle icon with three lines.



**Screenshot 13:** To get to 'Settings' you may need to scroll down to see all the options. Click 'Settings' (circled in red below).



**Screenshot 14:** Scroll down to the second from last setting called 'Customize Navigation' (highlighted below). Click it.



**Screenshot 15:** Got to the bottom setting called 'Navigation Bar' (Highlighted below). Turn on 'Labeled Icons' by clicking the round ball to the right.

< Back



You can customize the buttons that navigate between areas of the app.

### NOW BAR

Always Visible

The Now bar (which displays your current book) is always visible above the Navigation bar.



Hidden While Scrolling

The bar is visible until you scroll.



Shelf Only

The bar is embedded at the top of the Shelf.



### NAVIGATION BAR

Labeled Icons

Make the footer icons smaller, so that labels can be displayed beneath them.



**Screenshot 16:** This is how the Labeled Icons setting appears when turned on (circled in red below). Notice the five icons now have labels. For example, the magnifying glass now has the label 'Search'.

### NAVIGATION BAR

Labeled Icons

Make the footer icons smaller, so that labels can be displayed beneath them.



Search



Library



Menu



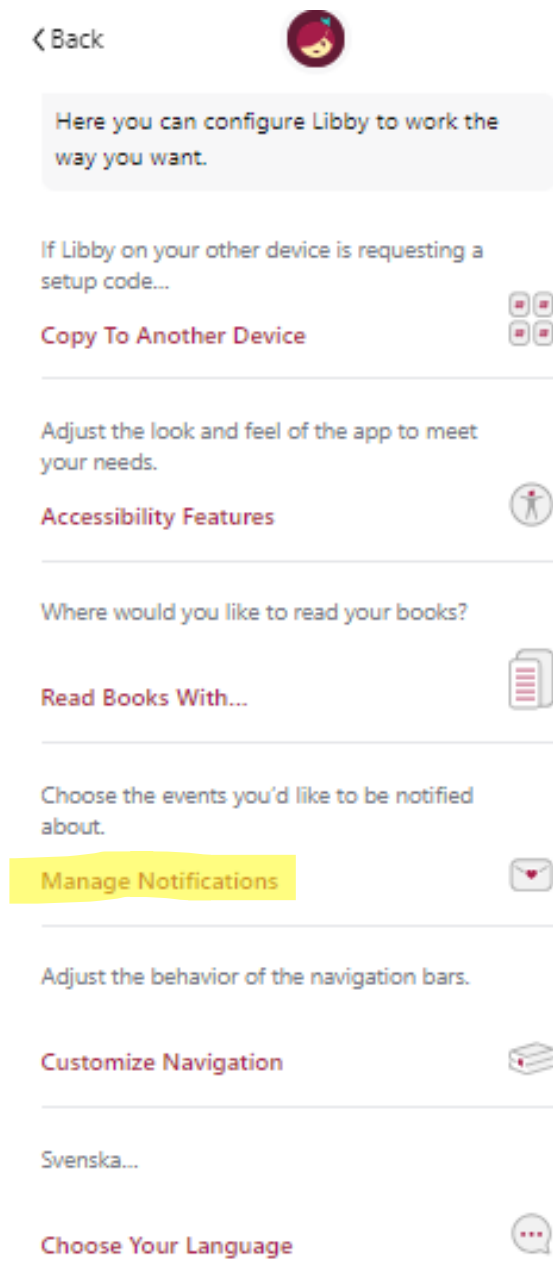
Shelf



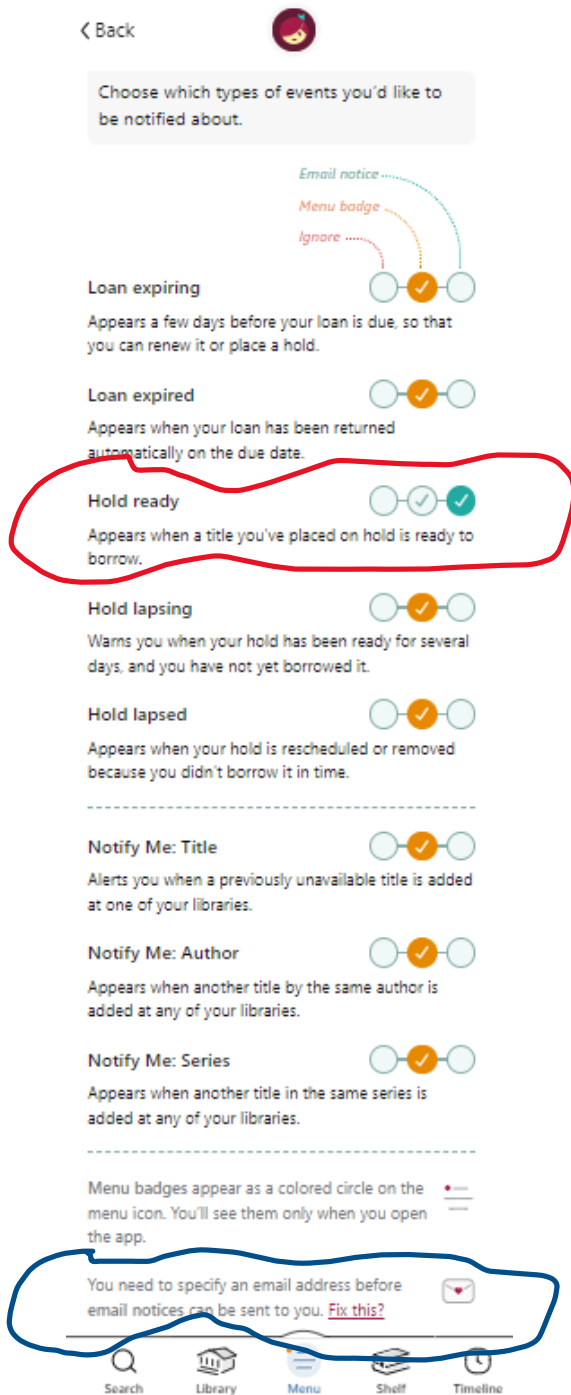
Timeline

## GETTING EMAIL NOTIFICATION WHEN ITEMS ON HOLD ARE READY TO CHECKOUT

**Screenshot 17:** Return to your settings page, as described in Screenshots 12 & 13. Scroll down to the third from last setting called 'Manage Notifications' (Highlighted below). Click it.



**Screenshot 18:** To turn on email notices, click the last bubble in each field that you want an email. The most important email to turn on is 'Hold Ready', the third field (circled in red below).



East Kingston Public Library  
47 Maplevale Rd, 03827  
603-642-8333  
ekpublib@comcast.net

## Libby Instructions

**Screenshot 19:** Enter your email address at the bottom of this same settings page in Screenshot 18 by clicking the words 'Fix this?' (circled in blue above). Here is the screen you should see. Enter your email address and click 'Next'.

< Back



We can send notifications of important events to your email address.

EMAIL ADDRESS

If you are under 13 years old, enter the email address of your parent or guardian.

Next

We're here to help you if you encounter any issues. Please do call, email, or stop in with your device.

~ East Kingston Public Library Staff